

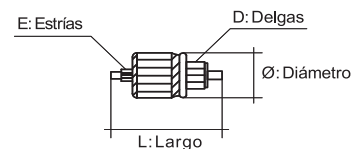
CATALOGO2019

INDUCIDOS

para motor de arranque















Código	Pág.	Código	Pág.	Código	Pág.	Código	Pág.	Código	Pág.
INN BOS001	1	INN BOS061	10	INN INDO08	21	INN NIP009	31		
INN BOS002	1	INN BOS062	11	INN INDO09	21	INN NIP010	32		
INN BOS003	1	INN BOS063	11	INN INDO10	21	INN NIP011	32		
INN BOS004	1	INN BOS064	11	INN INDO11	21	INN NIP012	32		
INN BOS006	1	INN BOS065	11	INN INDO12	21	INN VAL001	32		
INN BOS007	1	INN BOS066	11	INN ISK001	22	INN VAL002	32		
INN BOS008	2	INN BOS067	11	INN ISK002	22	INN VAL003	33		
INN BOS009	2	INN DEL001	12	INN LUC001	22	INN VAL004	33		
INN BOS010	2	INN DEL002	12	INN MAR001	22	INN VAL005	33		
INN BOS011	2	INN DEL003	12	INN MAR002	23	INN VAL006	33		
INN BOS012	2	INN DEL004	12	INN MAR003	23	INN VAL007	33		
INN BOS013	2	INN DEL005	12	INN MAR004	23	INN VAL008	33		
INN BOS014	3	INN DEL006	12	INN MAR005	23	INN VAL009	34		
INN BOS015	3	INN DEL007	13	INN MAR006	23	INN VAL010	34		
INN BOS016	3	INN DEL008	13	INN MAR007	23	INN VAL011	34		
INN BOS017	3	INN DEL009	13	INN MAR008	24	INN VAL012	34		
INN BOS018	3	INN DEL010	13	INN MAR009	24	INN VAL013	34		
INN BOS019	3	INN DEL011	13	INN MIT001	24	INN VAL015	34		
INN BOS020	4	INN DEL012	13	INN MIT002	24	INN VAL016	35		
INN BOS021	4	INN DEL013	14	INN MIT003	24	CAN 125005	36		
INN BOS022	4	INN DEL015	14	INN MIT004	25	CAN D6RACW	36		
INN BOS023	4	INN DEL016	14	INN MIT005	25				
INN BOS024	4	INN DEL017	14	INN MIT006	25				
INN BOS025	4	INN DEL018	14	INN MIT007	25				
INN BOS026	5	INN DEL019	14	INN MIT008	25				
INN BOS027	5	INN DEL020	15	INN MIT009	25				
INN BOS028	5	INN DEL021	15	INN MIT010	26				
INN BOS029	5	INN DEL022	15	INN MIT011	26				
INN BOS030	5	INN DEL023	15	INN MIT012	26				
INN BOS031	5	INN DEL024	15	INN MIT013	26				
INN BOS032	6	INN DEL025	15	INN MIT014	26				
INN BOS033	6	INN DEL026	16	INN MIT015	26				
INN BOS034	6	INN DEL027	16	INN MIT016	27				
INN BOS035	6	INN DEL028	16	INN MIT017	27				
INN BOS036	6	INN FOR001	16	INN MIT018	27				
INN BOS037	6	INN FOR002	16	INN MIT019	27				
INN BOS038	7	INN FOR003	17	INN MIT020	27				
INN BOS039	7	INN FOR004	17	INN MIT021	27				
INN BOS040	7	INN FOR005	17	INN MIT022	28				
INN BOS041	7	INN HIT001	17	INN MIT023	28				
INN BOS042	7	INN HIT002	17	INN MIT024	28				
INN BOS043	7	INN HIT003	18	INN MIT025	28				
INN BOS044	8	INN HIT004	18	INN MIT027	28				
INN BOS045	8	INN HIT005	18	INN MIT028	28				
INN BOS046	8	INN HIT006	18	INN MIT029	29				
INN BOS047	8	INN HIT007	18	INN MIT030	29				
INN BOS048	8	INN HIT008	18	INN MIT031	29				
INN BOS049	8	INN HIT009	19	INN MIT032	29				
INN BOS050	9	INN HIT010	19	INN MIT033	29				
INN BOS051	9	INN HIT011	19	INN NAS001	30				
INN BOS052	9	INN HIT012	19	INN NAS002	30				
INN BOS053	9	INN HIT013	19	INN NIP001	30				
INN BOS054	9	INN INDO01	20	INN NIP002	30				
INN BOS055	9	INN INDO02	20	INN NIP003	30				
INN BOS056	10	INN INDO03	20	INN NIP004	31				
INN BOS057	10	INN INDO04	20	INN NIP005	31				
INN BOS058	10	INN INDO05	20	INN NIP006	31				
INN BOS059	10	INN INDO06	20	INN NIP007	31				
INN BOS060	10	INN INDO07	21	INN NIP008	31				

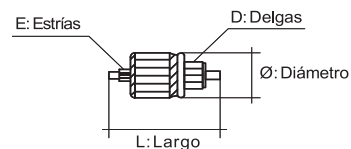


Inducidos para Arranque















<p>INN BOS001 </p> 		<p>L: 136mm Ø: 55mm E: 11 D: 28</p> <p>RENAULT Express, Trafic, Kangoo</p> <p style="text-align: right;">Bosch</p>
<p>INN BOS002 </p> 		<p>L: 138mm Ø: 55mm E: 9 D: 28</p> <p>FIAT Palio, Siena, VOLKSWAGEN Gol</p>
<p>INN BOS003 </p> 		<p>L: 123mm Ø: 55mm E: 9 D: 28</p> <p>RENAULT Logan, Sandero, Symbol</p>
<p>INN BOS004 </p> 		<p>L: 123mm Ø: 55mm E: 11 D: 28</p> <p>FORD Escort, Courier, VOLKSWAGEN Polo, Gol, RENAULT Logan, Sandero</p>
<p>INN BOS006 </p> 		<p>L: 158mm Ø: 50mm E: 18 D: 13</p> <p>PEUGEOT Sprinter, Boxer, Partner</p>
<p>INN BOS007 </p> 		<p>L: 161mm Ø: 59mm E: 15 D: 23</p> <p>FORD Fiesta, Escort, Courier</p>

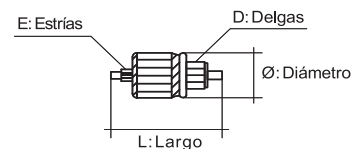
















Inducidos para Arranque

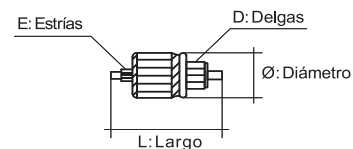


<p>INN BOS008 </p> 		<p>L: 148mm Ø: 59mm E: 18 D: 23</p> <p>FIAT Ducato, IVECO Daily</p> <p style="text-align: right;">Bosch</p>
<p>INN BOS009 </p> 		<p>L: 149mm Ø: 59mm E: 13 D: 23</p> <p>FIAT Siena, Palio Diesel</p>
<p>INN BOS010 </p> 		<p>L: 149mm Ø: 59mm E: 16 D: 23</p> <p>VOLKSWAGEN Polo, Caddy Diesel</p>
<p>INN BOS011 </p> 		<p>L: 150mm Ø: 50mm E: 15 D: 13</p> <p>IVECO Daily</p>
<p>INN BOS012 </p> 		<p>L: 16mm Ø: 59mm E: 15 D: 23</p> <p>FIAT Punto, Linea, Strada</p>
<p>INN BOS013 </p> 		<p>L: 158mm Ø: 50mm E: 18 D: 23</p> <p>CHEVROLET S10, FIAT Ducato, FORD F100, MERCEDES BENZ Sprinter</p>















Inducidos para Arranque

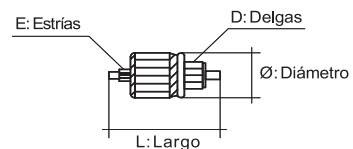
<p>INN BOS014 </p> 		<p>L: 163mm Ø: 59mm E: 18 D: 23</p> <p>FIAT Duna, Fiorino 1,7 Diesel</p> <p style="text-align: right;">Bosch</p>
<p>INN BOS015 </p> 		<p>L: 143mm Ø: 59mm E: 16 D: 23</p> <p>VOLKSWAGEN Bora, Vento, Golf</p>
<p>INN BOS016 </p> 		<p>L: 136mm Ø: 55mm E: 11 D: 23</p> <p>FORD Fiesta, Courier</p>
<p>INN BOS017 </p> 		<p>L: 169mm Ø: 60mm E: 16 D: 23</p> <p>RENAULT Master</p>
<p>INN BOS018 </p> 		<p>L: 145mm Ø: 58mm E: 14 D: 19</p> <p>FORD F100, F4000 Cummins</p>
<p>INN BOS019 </p> 		<p>L: 270mm Ø: 83mm D: 25 (Larga)</p> <p>24v FIAT, MERCEDES BENZ, SCANIA - FBK</p>















Inducidos para Arranque

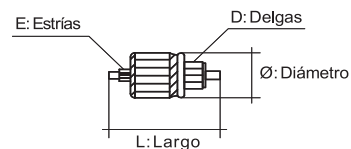


<p>INN BOS020 </p> 		<p>L: 235mm Ø: 83mm D: 25 (corta)</p> <p>24v SCANIA, MERCEDES BENZ - FKB</p> <p style="text-align: right;">Bosch</p>
<p>INN BOS021 </p> 		<p>L: 330mm Ø: 73 mm D: 21 E: 10</p> <p>FIAT, MERCEDES BENZ, SCANIA - JF</p>
<p>INN BOS022 </p> 		<p>L: 232mm Ø: 60mm E: 10 D: 33</p> <p>FORD Escort, VOLKSWAGEN Gol</p>
<p>INN BOS023 </p> 		<p>L: 227mm Ø: 59mm E: 10 D: 25</p> <p>FIAT Duna, FORD Galaxy, VOLKSWAGEN Gol, Senda, Saveiro</p>
<p>INN BOS024 </p> 		<p>L: 206mm Ø: 58mm E: 10 D: 19</p> <p>PEUGEOT 306, 307, Partner</p>
<p>INN BOS025 </p> 		<p>L: 202mm Ø: 60mm E: 10 D: 28</p> <p>PEUGEOT 205, 206</p>















Inducidos para Arranque

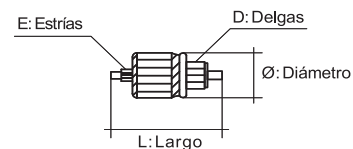
<p>INN BOS026 </p> 		<p>L: 188mm Ø: 59mm E: 10 D: 28</p> <p>PEUGEOT 106, 206</p> <p style="text-align: right;">Bosch</p>
<p>INN BOS027 </p> 		<p>L: 116mm Ø: 55mm E: 9 D: 28</p> <p>FIAT Palio Fire, Mini</p>
<p>INN BOS028 </p> 		<p>L: 393mm Ø: 75mm E: 19 D: 21</p> <p>MERCEDES BENZ, Super Torque</p>
<p>INN BOS029 </p> 		<p>L: 337mm Ø: 75mm E: 10 D: 33</p> <p>24v SCANIA</p>
<p>INN BOS030 </p> 		<p>L: 115,5mm Ø: 55mm E: 9 D: 28</p> <p>RENAULT Megane, Sandero, Logan</p>
<p>INN BOS031 </p> 		<p>L: 140mm Ø: 58mm E: 14 D: 19</p> <p>IVECO Daily, PEUGEOT Boxer</p>















Inducidos para Arranque

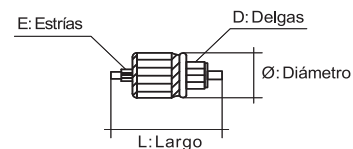


<p>INN BOS032 </p> 		<p>L: 114mm Ø: 52mm E: 9 D: 28</p> <p>FORD Courier, Ka, Fiesta</p> <p style="text-align: right;">Bosch</p>
<p>INN BOS033 </p> 		<p>L: 149mm Ø: 59mm E: 11 D: 23</p> <p>CHEVROLET S10 MWM, NISSAN Frontier, TOYOTA Hilux</p>
<p>INN BOS034 </p> 		<p>L: 174mm Ø: 60mm E: 13 D: 23</p> <p>IVECO, FIAT Ducato, FORD F100, MERCEDES BENZ Sprinter</p>
<p>INN BOS035 </p> 		<p>L: 221mm Ø: 60mm E: 10 D: 33</p> <p>RENAULT 9, 19, 12, VOLKSWAGEN Gol, Senda</p>
<p>INN BOS036 </p> 		<p>L: 205mm Ø: 59mm E: 16 D: 28 (Derecha)</p> <p>VOLKSWAGEN Gol</p>
<p>INN BOS037 </p> 		<p>L: 205mm Ø: 59mm E: 16 D: 28 (Izquierda)</p> <p>VOLKSWAGEN Polo, Gol</p>















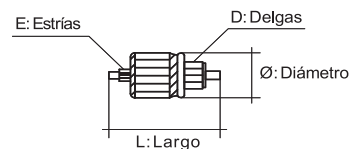
Inducidos para Arranque

<p>INN BOS038 </p> 		<p>L: 202mm Ø: 60mm E: 10 D: 33</p> <p>PEUGEOT 205, 206</p> <p style="text-align: right;">Bosch</p>
<p>INN BOS039 </p> 		<p>L: 129mm Ø: 52mm E: 11 D: 26</p> <p>PEUGEOT Partner</p>
<p>INN BOS040 </p> 		<p>L: 182mm D: 54,9mm E: 11 D: 25</p> <p>RENAULT Logan, Sandero, Symbol</p>
<p>INN BOS041 </p> 		<p>L: 114mm Ø: 52mm E: 11 D: 28</p> <p>FORD Ka, Fiesta, CHEVROLET Meriva, Astra</p>
<p>INN BOS042 </p> 	<p>BOSCH 2004005023</p>	<p>L: 256mm Ø: 83mm D: 29</p> <p>24v KB</p>
<p>INN BOS043 </p> 		<p>L: 170mm Ø: 60mm E: 16 D: 19</p> <p>FIAT Ducato, PEUGEOT Boxer</p>















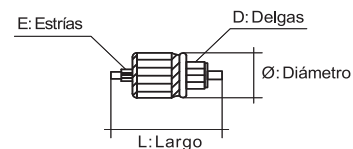
Inducidos para Arranque

<p>INN BOS044 </p> 	<p>BOSCH 2004005022/46</p>	<p>L: 235mm Ø: 83mm D: 29</p> <p>24V KB</p> <p style="text-align: right;">Bosch</p>
<p>INN BOS045 </p> 	<p>BOSCH 2004005025</p>	<p>L: 270mm Ø: 83mm D: 29</p> <p>24V KB</p>
<p>INN BOS046 </p> 	<p>BOSCH 2004005023</p>	<p>L: 256mm Ø: 83mm</p> <p>24v KB (soldadura de plomo)</p>
<p>INN BOS047 </p> 		<p>L: 169mm Ø: 60mm E: 16 D: 23</p> <p>MERCEDES BENZ Axor, Actros</p>
<p>INN BOS048 </p> 		<p>L: 290mm Ø: 75mm E: 10 D: 21</p> <p>12V DEUTZ-FAHR</p>
<p>INN BOS049 </p> 	<p>BOSCH 1004012416</p>	<p>L: 232mm Ø: 60mm E: 10 D: 19 (izquierda)</p> <p>FORD Escort, VOLSKWAGEN Gol</p>















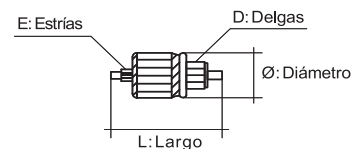
Inducidos para Arranque

<p>INN BOS050 </p> 		<p>L: 217mm Ø: 60mm E: 10 D: 23</p> <p>Bosch</p> <p>FIAT Duna, FORD Galaxy, VOLKSWAGEN Gol, Senda, Saveiro</p>
<p>INN BOS051 </p> 		<p>L: 221mm Ø: 60mm E: 10 D: 23</p> <p>FIAT Duna, FORD Galaxy, VOLKSWAGEN Gol, Senda, Saveiro</p>
<p>INN BOS052 </p> 	<p>BOSCH 6033AD5148</p>	<p>L: 174mm Ø: 60mm E: 13 D: 23</p> <p>24V SCANIA</p>
<p>INN BOS053 </p> 		<p>L: 290mm Ø: 75mm E: 10 D: 21 12V</p> <p>IVECO</p>
<p>INN BOS054 </p> 		<p>L: 290mm Ø: 75mm E: 10 D: 21</p> <p>24V JF</p>
<p>INN BOS055 </p> 		<p>L: 116mm Ø: 55 E: 9 D: 28</p> <p>VOLKSWAGEN Bora, Golf, Polo</p>















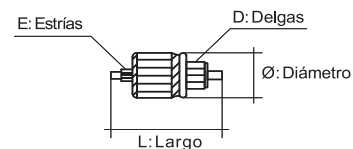
Inducidos para Arranque

<p>INN BOS056 </p> 	<p>BOSCH 1004011216</p>	<p>L: 146mm Ø: 55mm E: 14 D: 23</p> <p>Arranque Bosch 0001123016 VOLKSWAGEN Vento, Diesel</p> <p style="text-align: right;">Bosch</p>
<p>INN BOS057 </p> 	<p>BOSCH 1004011067</p>	<p>L: 160mm Ø: 59mm E: 13 D: 23</p> <p>AUDI, FORD, MERCEDES-BENZ, VOLKSWAGEN</p>
<p>INN BOS058 </p> 	<p>BOSCH F000CD1220</p>	<p>L: 179mm Ø: 55mm E: 11 D: 25</p> <p>VOLKSWAGEN Gol, Trend</p>
<p>INN BOS059 </p> 	<p>BOSCH F000CD1446</p>	<p>L: 183mm Ø: 55mm E: 11 D: 25</p> <p>FIAT.</p>
<p>INN BOS060 </p> 	<p>BOSCH 1004012415</p>	<p>L: 227mm Ø: 60mm E: 10 D: 19</p> <p>FIAT Duna, 147</p>
<p>INN BOS061 </p> 	<p>BOSCH 1004011600</p>	<p>L: 99mm Ø: 48mm E: 7 D: 25</p> <p>FIAT Siena 1.4, Palio 1.4, TOYOTA Corolla 1,8</p>















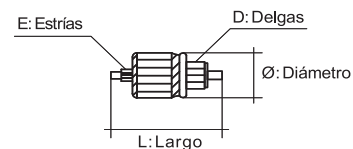
Inducidos para Arranque

<p>INN BOS062 </p> 	<p>BOSCH 1004011211</p>	<p>L: 159mm Ø: 59mm E: 11 D: 23</p> <p>RENAULT Fluence, TOYOTA</p> <p style="text-align: right;">Bosch</p>
<p>INN BOS063 </p> 	<p>BOSCH 1004011073</p>	<p>L: 146mm Ø: 55mm E: 9 D: 23</p> <p>RENAULT Clio, Megane 1.9</p>
<p>INN BOS064 </p> 	<p>BOSCH 6033AD1143</p>	<p>L: 157mm Ø: 58mm E: 15 D: 19</p> <p>CHEVROLET S10; IVECO Daily '05</p>
<p>INN BOS065 </p> 	<p>BOSCH 1004011083 1004011096</p>	<p>L: 123mm Ø: 55mm E: 14 D: 28</p> <p>AUDI A3; VW Bora, Golf.</p>
<p>INN BOS066 </p> 	<p>BOSCH 9001083327</p>	<p>L: 329mm Ø: 73mm E: 10 D: 21</p> <p>MAXION; M. BENZ.</p>
<p>INN BOS067 </p> 	<p>BOSCH 2004015007</p>	<p>L: 180.3mm Ø: 60mm E: 13 D: 23</p> <p>24V. SCANIA '2004>.</p>















Inducidos para Arranque

<p>INN DEL001 </p> 		<p>L: 467mm Ø: 85mm E: 19 D: 25</p> <p>24V DELCO REMY 40MT.</p> <p style="text-align: right;">Delco Remy</p>
<p>INN DEL002 </p> 		<p>L: 391mm Ø: 82mm E: 19 D: 29</p> <p>24V DELCO REMY 41MT</p>
<p>INN DEL003 </p> 		<p>L: 391mm Ø: 85mm E: 3 D: 29</p> <p>24V DELCO REMY 37MT.</p>
<p>INN DEL004 </p> 		<p>L: 391mm Ø: 85mm E: 3 D: 29</p> <p>12V DELCO REMY 37MT</p>
<p>INN DEL005 </p> 		<p>L: 177mm Ø: 60mm E: 8 D: 23</p> <p>24V DELCO REMY 28MT</p>
<p>INN DEL006 </p> 		<p>L: 177mm Ø: 60mm E: 8 D: 23</p> <p>12V DELCO REMY 28MT</p>

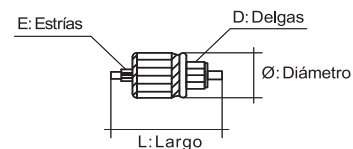


Inducidos para Arranque















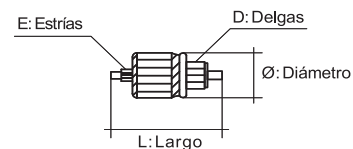
<p>INN DEL007 </p> 		<p>L: 196mm Ø: 68mm E: 14 D: 21</p> <p>24V DELCO REMY 39MT</p> <p style="text-align: right;">Delco Remy</p>
<p>INN DEL008 </p> 		<p>L: 140mm Ø: 63mm E: 31 D: 32</p> <p>CHEVROLET Blazer, Astra, Vectra Nafta.</p>
<p>INN DEL009 </p> 		<p>L: 143,5mm Ø: 53,5mm E: 11 D: 25</p> <p>CHEVROLET Astra, Blazer, Vectra.</p>
<p>INN DEL010 </p> 		<p>L: 121mm Ø: 53mm E: 12 D: 21</p> <p>PEUGEOT Partner, 306, 307</p>
<p>INN DEL011 </p> 		<p>L: 128mm Ø: 54mm E: 16 D: 28</p> <p>Autoelevadores varios</p>
<p>INN DEL012 </p> 		<p>L: 198.5mm Ø: 76mm E: 20 D: 21</p> <p>24V Larga DELCO REMY 39MT</p>

















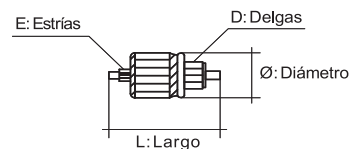
Inducidos para Arranque

<p>INN DEL013 </p> 		<p>L: 197mm Ø: 76mm E: 20 D: 21</p> <p>12V DELCO REMY 39MT</p> <p style="text-align: right;">Delco Remy</p>
<p>INN DEL015 </p> 		<p>L: 109mm Ø: 45,5mm E: 10 D: 23</p> <p>FIAT Punto, Idea, Linea</p>
<p>INN DEL016 </p> 		<p>L: 99mm Ø: 45mm E: 10 D: 23 (Colector hueco)</p> <p>CHEVROLET Corsa, Meriva.</p>
<p>INN DEL017 </p> 		<p>L: 161,5mm Ø: 60mm E: 12 D: 23</p> <p>12V DELCO REMY 37MT.</p>
<p>INN DEL018 </p> 		<p>L: 161,5mm Ø: 60mm E: 12 D: 23</p> <p>24V DELCO REMY 37MT.</p>
<p>INN DEL019 </p> 	<p>D. REMY 10511844</p>	<p>L: 205mm Ø: 65mm E: 20 D: 21</p> <p>12V DELCO REMY 38MT</p>













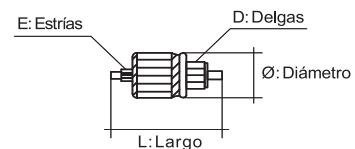
Inducidos para Arranque

<p>INN DEL020 </p> 	<p>D. REMY 10511866</p>	<p>L: 205mm Ø: 65mm E: 20 D: 21</p> <p>24V DELCO REMY 38MT</p> <p style="text-align: right;">Delco Remy</p>
<p>INN DEL021 </p> 		<p>L: 467mm Ø: 85mm E: 19 D: 25</p> <p>12V DELCO REMY 40MT</p>
<p>INN DEL022 </p> 		<p>L: 451mm Ø: 86mm E: 19 D: 25</p> <p>12V DELCO REMY 42MT</p>
<p>INN DEL023 </p> 		<p>L: 451mm Ø: 86mm E: 19 D: 25</p> <p>24V DELCO REMY 42MT</p>
<p>INN DEL024 </p> 		<p>L: 391mm Ø: 82mm E: 19 D: 29</p> <p>12V DELCO REMY 41MT</p>
<p>INN DEL025 </p> 		<p>L: 196mm Ø: 68mm E: 14 D: 21</p> <p>12V DELCO REMY 39MT</p>













Inducidos para Arranque

<p>INN DEL026 </p> 		<p>L: 197mm Ø: 76.2mm E: 20 D: 21</p> <p>24V DELCO REMY 39MT</p> <p style="text-align: right;">Delco Remy</p>
<p>INN DEL027 </p> 	<p>DELCO 10485270</p>	<p>L: 123mm Ø: 54mm E: 11 D: 29</p> <p>CHEVROLET S10, Blazer, PG260G SERIES PM6R</p>
<p>INN DEL028 </p> 	<p>DELCO 10452361 800188 900893</p>	<p>L: 100mm Ø: 45.5mm E: 10 D: 23</p> <p>CHEVROLET Astra, Corsa, Meriva.</p>
<p>INN FOR001 </p> 		<p>L: 129mm Ø: 55mm E: 11 D: 28</p> <p>FORD Ranger, F100, Escort</p> <p style="text-align: right;">Ford</p>
<p>INN FOR002 </p> 		<p>L: 156mm Ø: 54mm E: 11 D: 17</p> <p>FORD Transit, F100, Ranger</p>

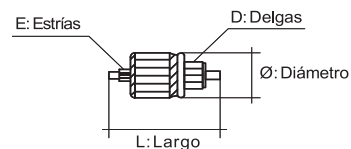


Inducidos para Arranque















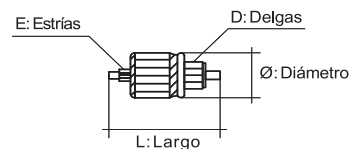
<p>INN FOR003 </p> 		<p>L: 127mm Ø: 55mm E: 11 D: 28</p> <p>FORD Escort, Fiesta, Focus, Ranger</p>
<p>INN FOR004 </p> 		<p>L: 122mm Ø: 44mm E: 9 D: 23</p> <p>FORD Ka, Focus</p>
<p>INN FOR005 </p> 		<p>L: 111mm Ø: 45mm E: 9 D: 23</p> <p>FORD Fiesta, Focus</p>
<p>INN HIT001 </p> 		<p>L: 111mm Ø: 51mm E: 8 D: 29</p> <p>Hitachi</p> <p>CHEVROLET Corsa, Meriva, Astra</p>
<p>INN HIT002 </p> 		<p>L: 111mm Ø: 54mm E: 10 D: 25</p> <p>Autoelevadores</p>















Inducidos para Arranque

		Hitachi	
INN HIT003  		L: 145mm Ø: 50mm E: 9 D: 29 CHEVROLET Corsa, Vectra	
INN HIT004  		L: 167mm Ø: 53mm E: 11 D: 21 KOMATSU Autoelevadores	
INN HIT005  		L: 180mm Ø: 53mm E: 11 (estriá fina) D: 27 CHEVROLET Luv, ISUZU	
INN HIT006  		L: 195mm Ø: 53mm E: 11 (estriá gruesa) D: 27 24V CHEVROLET, ISUZU	
INN HIT007  		L: 188mm Ø: 53mm E: 11 D: 27 12V ISUZU, NISSAN	
INN HIT008  		L: 160mm Ø: 60mm E: 11 D: 25 ISUZU Camión	

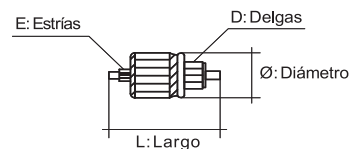


Inducidos para Arranque















<p>INN HIT009 </p> 		<p>L: 188mm Ø: 53mm E: 11 (estría gruesa) D: 27</p> <p>12V CHEVROLET Luv, ISUZU</p> <p style="text-align: right;">Hitachi</p>
<p>INN HIT010 </p> 		<p>L: 182mm Ø: 53mm E: 11 (estría gruesa) D: 27</p> <p>12V CHEVROLET Luv, ISUZU</p>
<p>INN HIT011 </p> 		<p>L: 173mm Ø: 53mm E: 11 (estría fina) D: 27</p> <p>12V CHEVROLET Luv, ISUZU</p>
<p>INN HIT012 </p> 		<p>L: 195mm Ø: 53mm E: 11 (estría gruesa) D: 27</p> <p>12V IZUSU</p>
<p>INN HIT013 </p> 		<p>L: 103mm Ø: 50.5mm E: 7 D: 29</p> <p>RENAULT Fluence, Clio III, Laguna, Megane, Scenic. NISSAN Tiida, XTtrail,</p>

















Inducidos para Arranque



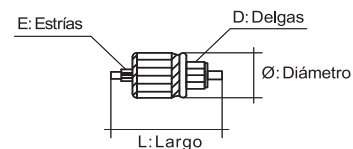
<p>INN IND001 </p> 		<p>L: 111mm Ø: 55mm E: 10 D: 29</p> <p>Arranque M74R FIAT Duna, RENAULT 19</p> <p style="text-align: right;">Indiel</p>
<p>INN IND002 </p> 		<p>L: 192mm Ø: 55mm E: 9 D: 29</p> <p>Arranque M74DD FIAT, VOLKSWAGEN</p>
<p>INN IND003 </p> 		<p>L: 160mm Ø: 59mm E: 12 D: 25</p> <p>12V, Arranque M100R CUMMINS</p>
<p>INN IND004 </p> 		<p>L: 170mm Ø: 58mm E: 12 D: 25</p> <p>24V, Arranque M100</p>
<p>INN IND005 </p> 		<p>L: 147mm Ø: 59mm E: 15 D: 25</p> <p>12V, Arranque M93R CUMMINS, MAXION</p>
<p>INN IND006 </p> 		<p>L: 168mm Ø: 59mm E: 16 D: 25</p> <p>24V, Arranque M101R CUMMINS</p>

Inducidos para Arranque











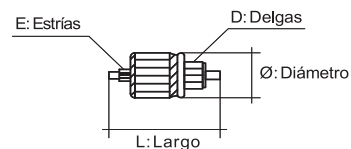
<p>INN IND007 </p> 		<p>L: 347mm Ø: 75mm E: 3 D: 17</p> <p>12V, Arranque An115 (largo) CUMMINS</p> <p style="text-align: right;">Indiel</p>
<p>INN IND008 </p> 		<p>L: 228mm Ø: 61mm E: 9 D: 29</p> <p>FORD Taunus, F100, Falcon</p>
<p>INN IND009 </p> 		<p>L: 203mm Ø: 61mm E: 9 D: 29</p> <p>RENAULT 11, 12, 19 1.6 Inyec., 18 1.4 D '88, 21 '93.</p>
<p>INN IND010 </p> 		<p>L: 207mm Ø: 61mm E: 9 D: 29</p> <p>RENAULT 11, 12, 19 1.6 Inyec., 18 1.4 D '88, 21 '93.</p>
<p>INN IND011 </p> 		<p>L: 213mm Ø: 61mm E: 9 D: 29</p> <p>FIAT Duna diese, Regatta 2.0 '93, Spazio; PEUGEOT 504, 505.</p>
<p>INN IND012 </p> 		<p>L: 228mm Ø: 61mm E: 9 D: 29</p> <p>FORD Taunus, F100, Falcon</p>

















Inducidos para Arranque

<p>INN ISK001 </p> 		<p>L: 280,5mm Ø: 76mm E: 12 D: 25</p> <p>NEW HOLLAND, VALTRA</p> <p style="text-align: right;">Iskra</p>
<p>INN ISK002 </p> 	<p>LETRIKA 16908339 MAHLE 72738775</p>	<p>L: 176mm Ø: 62.5mm E: 15 D: 23</p> <p>CASE; JOHN DEERE; NEW HOLLAND.</p>
<p>INN LUC001 </p> 		<p>L: 203mm Ø: 61mm E: 9 D: 29</p> <p>(frontal) RENAULT 9</p> <p style="text-align: right;">Lucas</p>
<p>INN MAR001 </p> 		<p>L: 347mm Ø: 75mm E: 3 D: 17</p> <p>12V, Arranque An115 (largo) CUMMINS</p> <p style="text-align: right;">M. Marelli</p>

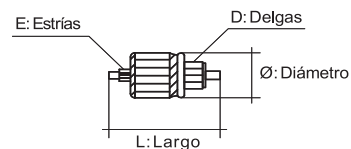


Inducidos para Arranque













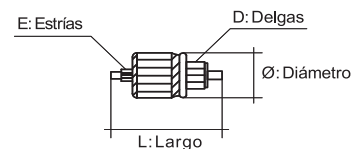
<p>INN MAR002 </p> 		<p>L: 202mm Ø: 51mm E: 12 D: 21 (sin ranura)</p> <p>FIAT Palio, Siena</p> <p style="text-align: right;">M. Marelli</p>
<p>INN MAR003 </p> 		<p>L: 216mm Ø: 51mm E: 12 D: 25 (con ranura)</p> <p>FIAT, RENAULT</p>
<p>INN MAR004 </p> 		<p>L: 133mm Ø: 59mm E: 11 D: 25</p> <p>FIAT Ducato, IVECO, PEUGEOT Boxer</p>
<p>INN MAR005 </p> 		<p>L: 147mm Ø: 47mm E: 11 D: 21</p> <p>FIAT Palio, Siena Diesel</p>
<p>INN MAR006 </p> 		<p>L: 120mm Ø: 47mm E: 11 D: 21</p> <p>FIAT Palio, Siena (nafta)</p>
<p>INN MAR007 </p> 		<p>L: 116mm Ø: 53,5mm E: 9 D: 25</p> <p>CITROEN C4, Berlingo, PEUGEOT 307, 306, 206, Partner</p>

















Inducidos para Arranque

<p>INN MAR008 </p> 		<p>L: 220mm Ø: 60mm E: 12 D: 23</p> <p>FIAT Palio Fire</p> <p style="text-align: right;">M. Marelli</p>
<p>INN MAR009 </p> 		<p>L: 186mm Ø: 60mm E: 12 D: 23</p> <p>CITROEN Jumper, FIAT Ducato, PEUGEOT Boxer</p>
<p>INN MIT001 </p> 		<p>L: 122mm Ø: 54mm E: 11 D: 29</p> <p>CITROEN C3, C4, C5, PEUGEOT 307</p> <p style="text-align: right;">Mitsubishi</p>
<p>INN MIT002 </p> 		<p>L: 122mm Ø: 54mm E: 11 D: 29 (colector hueco)</p> <p>CITROEN C3, C4, C5, PEUGEOT 307</p>
<p>INN MIT003 </p> 		<p>L: 107mm Ø: 54mm E: 9 D: 29</p> <p>PEUGEOT 307, RENAULT Kangoo</p>

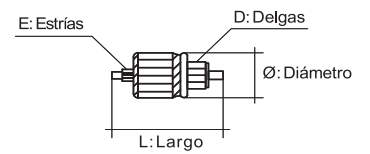


Inducidos para Arranque















<p>INN MIT004 </p> 		<p>L: 114mm Ø: 54mm E: 9 D: 29</p> <p>MITSUBISHI</p> <p>MITSUBISHI, YALE Autoelevador</p>
<p>INN MIT005 </p> 		<p>L: 132mm Ø: 53,5mm E: 9 D: 25</p> <p>MITSUBISHI, PEUGEOT 405, Partner</p>
<p>INN MIT006 </p> 		<p>L: 143mm Ø: 54mm E: 11 D: 29</p> <p>PEUGEOT 405, 306, RENAULT Master</p>
<p>INN MIT007 </p> 		<p>L: 152mm Ø: 54mm E: 9 D: 25</p> <p>24V NISSAN Autoelevadores</p>
<p>INN MIT008 </p> 		<p>L: 152 Ø: 54 E: 9 D: 25</p> <p>12V NISSAN Autoelevadores</p>
<p>INN MIT009 </p> 		<p>L: 141mm Ø: 54mm E: 13 D: 25</p> <p>CHEVROLET S10, NISSAN Frontier MWM 2.8</p>

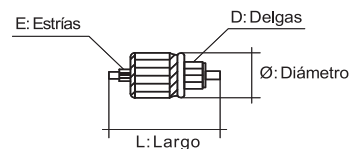




Inducidos para Arranque















<p>INN MIT010 </p> 		<p>L: 147 Ø: 54 E: 9 D: 21</p> <p>Autoelevadores</p> <p style="text-align: right;">Mitsubishi</p>
<p>INN MIT011 </p> 		<p>L: 152mm Ø: 54mm E: 9 D: 25</p> <p>24V MITSUBISHI Canter.</p>
<p>INN MIT012 </p> 		<p>L: 170mm Ø: 54mm E: 13 D: 25</p> <p>24V Autoelevadores.</p>
<p>INN MIT013 </p> 		<p>L: 170 Ø: 54 E: 13 D: 23</p> <p>Autoelevadores varios</p>
<p>INN MIT014 </p> 		<p>L: 147 Ø: 54 E: 9 D: 25</p> <p>12V Autoelevadores</p>
<p>INN MIT015 </p> 		<p>L: 177 Ø: 60 E: 13 D: 23</p> <p>24V RENAULT Camiones.</p>

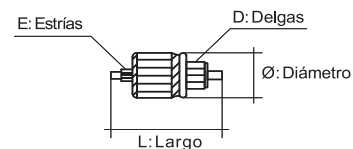


Inducidos para Arranque















<p>INN MIT016 </p> 		<p>L: 121 Ø: 54 E: 9 D: 29 (colector hueco)</p> <p>PEUGEOT Autoelevadores varios.</p> <p style="text-align: right;">Mitsubishi</p>
<p>INN MIT017 </p> 		<p>L: 218mm Ø: 60mm E: 8 D: 33</p> <p>MITSUBISHI L200, L300, DATSUN Pick Up</p>
<p>INN MIT018 </p> 		<p>L: 182 Ø: 60 E: 8 D: 21</p> <p>RENAULT Clio, Kangoo.</p>
<p>INN MIT019 </p> 		<p>L: 109mm Ø: 46mm E: 10 D: 23</p> <p>PEUGEOT</p>
<p>INN MIT020 </p> 		<p>L: 192mm Ø: 55mm E: 9 D: 29</p> <p>Arranque M74DD RENAULT R19, Clio, GM</p>
<p>INN MIT021 </p> 		<p>L: 155mm Ø: 53.5mm E: 13 D: 25</p> <p>24V</p>

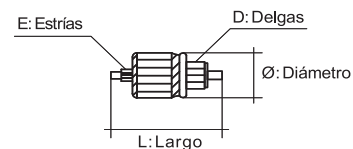




Inducidos para Arranque



<p>INN MIT022 </p> 		<p>L: 133mm Ø: 54mm E: 11 D: 25</p> <p>Mitsubishi</p> <p>CITROEN Berlingo, PEUGEOT 206, 306, Boxer.</p>
<p>INN MIT023 </p> 		<p>L: 140mm Ø: 54mm E: 9 D: 21</p> <p>12V Autoelevadores.</p>
<p>INN MIT024 </p> 		<p>L: 152mm Ø: 54mm E: 9 D: 25</p> <p>24V Canter.</p>
<p>INN MIT025 </p> 		<p>L: 170mm Ø: 54mm E: 9 D: 21</p> <p>12V Autoelevadores.</p>
<p>INN MIT027 </p> 		<p>L: 231mm Ø: 60mm E: 8 D: 33</p> <p>MITSUBISHI Pick-up</p>
<p>INN MIT028 </p> 		<p>L: 177mm Ø: 54mm E: 8 D: 21</p> <p>12V, (colector hueco) Autoelevadores.</p>

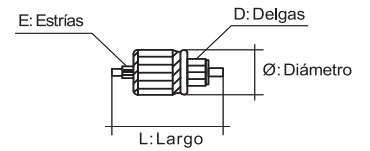


Inducidos para Arranque













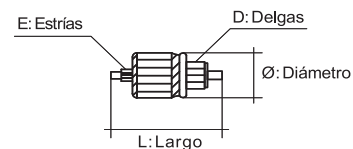
<p>INN MIT029 </p> 		<p>L: 100.3mm Ø: 53,7mm E: 7 D: 29</p> <p>12V NISSAN Autoelevadores.</p> <p style="text-align: right;">Mitsubishi</p>
<p>INN MIT030 </p> 		<p>L: 115.4mm Ø: 53,7mm E: 7 D: 25</p> <p>12V NISSAN Autoelevadores.</p>
<p>INN MIT031 </p> 		<p>L: 125mm Ø: 54mm E: 9 D: 25</p> <p>(colector hueco) JEEP Grand Cherokee 4.7L, NISSAN, PEUGEOT 307</p>
<p>INN MIT032 </p> 		<p>L: 141mm Ø: 53.8mm E: 13 D: 25</p> <p>MITSUBISHI Canter; NISSAN autoelevador.</p>
<p>INN MIT033 </p> 		<p>L: 115.3mm Ø: 53.67mm E: 9 D: 25</p> <p>CITROEN Berlingo, C4; PEUGEOT 307,306, 206.</p>

















Inducidos para Arranque

<p>INN NAS001 </p> 		<p>L: 337mm Ø: 75mm E: 10 D: 33</p> <p>12V Nashville.</p> <p style="text-align: right;">Nashville</p>
<p>INN NAS002 </p> 		<p>L: 337mm Ø: 75mm E: 10 D: 33</p> <p>24V Nashville.</p>
<p>INN NIP001 </p> 		<p>L: 168mm Ø: 50mm E: 19 D: 23</p> <p>12V 2kw. TOYOTA Autoelevadores, Camiones livianos</p> <p style="text-align: right;">Nippondenso</p>
<p>INN NIP002 </p> 		<p>L: 158mm Ø: 54mm E: 19 D: 23</p> <p>12V 2,5kw. NIPPONDENSO.</p>
<p>INN NIP003 </p> 		<p>L: 168mm Ø: 50mm E: 19 D: 23</p> <p>24V 4kw. NIPPONDENSO, NISSAN Autoelevadores</p>

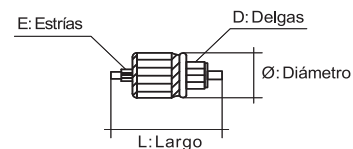


Inducidos para Arranque













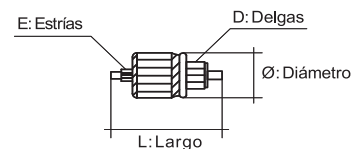
<p>INN NIP004 </p> 		<p>L: 160mm Ø: 51mm E: 21 D: 27</p> <p>12V 2kw. TOYOTA Hilux 2,4.</p> <p style="text-align: right;">Nippondenso</p>
<p>INN NIP005 </p> 		<p>L: 136 Ø: 47 E: 9 D: 21</p> <p>24V Autoelevadores.</p>
<p>INN NIP006 </p> 		<p>L: 136mm Ø: 45mm E: 9 D: 21</p> <p>24V HYUNDAI, NISSAN Livianos, TOYOTA Camiones.</p>
<p>INN NIP007 </p> 		<p>L: 187mm Ø: 60mm E: 9 D: 23</p> <p>24V ISUZU, TOYOTA Hilux.</p>
<p>INN NIP008 </p> 		<p>L: 187mm Ø: 60mm E: 9 D: 23</p> <p>ISUZU, TOYOTA Hilux.</p>
<p>INN NIP009 </p> 		<p>L: 129mm Ø: 49,3mm E: 9 D: 21</p> <p>12V 14kw TOYOTA Autoelevadores</p>

















Inducidos para Arranque

<p>INN NIP010 </p> 		<p>L: 211mm Ø: 65mm E: 18 D: 23</p> <p>12V 3kw CATERPILLAR 850.</p> <p style="text-align: right;">Nippondenso</p>
<p>INN NIP011 </p> 		<p>L: 160mm Ø: 50,5mm E: 21 D: 27</p> <p>2kw NIPPONDENSO, TOYOTA Hilux 2.4.</p>
<p>INN NIP012 </p> 		<p>L: 101mm Ø: 45mm E: 11 D: 21</p> <p>(Colector hueco)</p>
<p>INN VAL001 </p> 		<p>L: 112mm Ø: 44mm E: 8 D: 23</p> <p>PEUGEOT 206, 306, Partner, 405</p> <p style="text-align: right;">Valeo</p>
<p>INN VAL002 </p> 		<p>L: 112mm Ø: 44mm E: 13 D: 23</p> <p>RENAULT Clio, Express, Trafic</p>

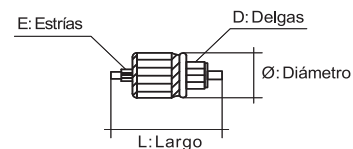


Inducidos para Arranque















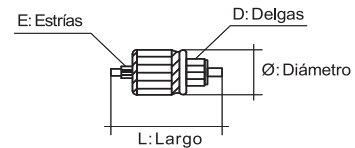
<p>INN VAL003 </p> 		<p>L: 189mm Ø: 60mm E: 9 D: 19</p> <p>(frontal) PEUGEOT 405, 505, 205, RENAULT 19.</p> <p style="text-align: right;">Valeo</p>
<p>INN VAL004 </p> 		<p>L: 141mm Ø: 50mm E: 16 D: 19</p> <p>PEUGEOT 306 Diesel, RENAULT 19, Clio, Kangoo</p>
<p>INN VAL005 </p> 		<p>L: 138mm Ø: 60mm E: 4 D: 19</p> <p>RENAULT 18, Trafic Diesel</p>
<p>INN VAL006 </p> 		<p>L: 112mm Ø: 44mm E: 7 D: 23</p> <p>RENAULT Megane, Scenic, Clio, Kangoo</p>
<p>INN VAL007 </p> 		<p>L: 156mm Ø: 50mm E: 10 D: 21</p> <p>PEUGEOT 206, RENAULT Clio, Megane</p>
<p>INN VAL008 </p> 		<p>L: 154mm Ø: 50mm E: 10 D: 21</p> <p>PEUGEOT 206, RENAULT Clio, Megane</p>






Inducidos para Arranque

<p>INN VAL009 </p> 		<p>L: 145mm Ø: 50mm E: 10 D: 21</p> <p>Valeo</p> <p>FORD Ecosport, Ka</p>
<p>INN VAL010 </p> 		<p>L: 161mm Ø: 50mm E: 10 D: 21</p> <p>VOLKSWAGEN Fox</p>
<p>INN VAL011 </p> 		<p>L: 145mm Ø: 50mm E: 10 D: 21</p> <p>FORD Fiesta, EcoSport</p>
<p>INN VAL012 </p> 		<p>L: 118,5mm Ø: 49,7mm E: 16 D: 19</p> <p>NISSAN, RENAULT</p>
<p>INN VAL013 </p> 		<p>L: 112mm Ø: 44mm E: 10 D: 23</p> <p>BMW R1200, PEUGEOT 207, 307.</p>
<p>INN VAL015 </p> 		<p>L: 119mm Ø: 50mm E: 13 D: 19</p> <p>PEUGEOT 1.4 HDI, RENAULT 1,5 CDI</p>

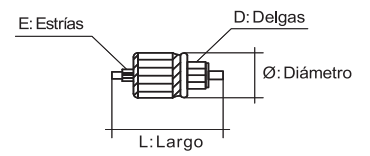


Inducidos para Arranque





<p>INN VAL016</p> 	<p>VALEO D6G14</p>	<p>L: 112mm Ø: 44mm E: 13 D: 23</p> <p>AUDI; VW Golf.</p> <p style="text-align: right;">Valeo</p>





Carcasas para Arranque

<p>CAN 125005</p> 	<p>BOSCH 0001125005 0001125007 0001125008 0001125009</p>	
<p>CAN D6RACW</p> 	<p>VALEO D6RACW</p>	



nosso.com

